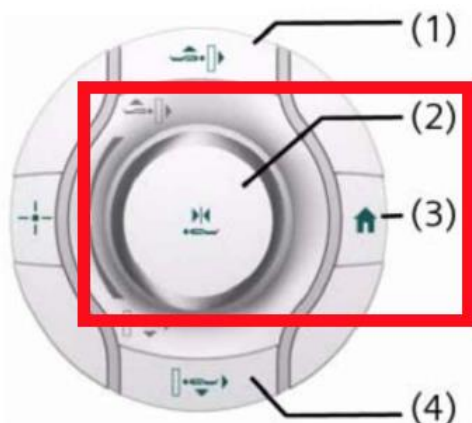


3T Participant Emergency Evacuation

In an emergency situation, the tabletop and participant must be removed from the magnet bore.

Removing Participant with Table Controls



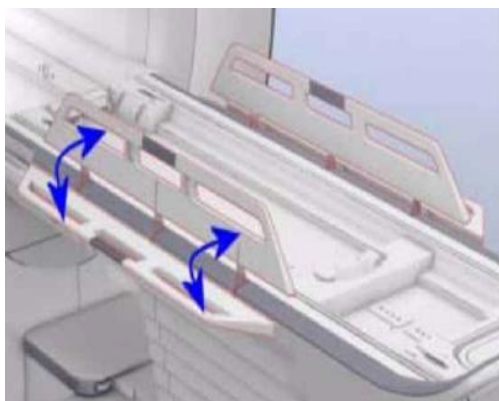
- When power supply and/or motorised drive are intact, the Jog Wheel (2) is the safest method for moving the tabletop out of the magnet bore
- The Home Button (3) should be used with caution as the table will move at a faster speed
- Press the Home Position Button
- The tabletop moves completely out of the magnet

Removing the Participant Manually

- In case of power failure and/or defective motorised drive, pull the tabletop manually out of the magnet bore.
- Pull the emergency release (location is indicated by a label) fully outward.
- Turn up the pull-out handle and pull the tabletop out of the magnet.



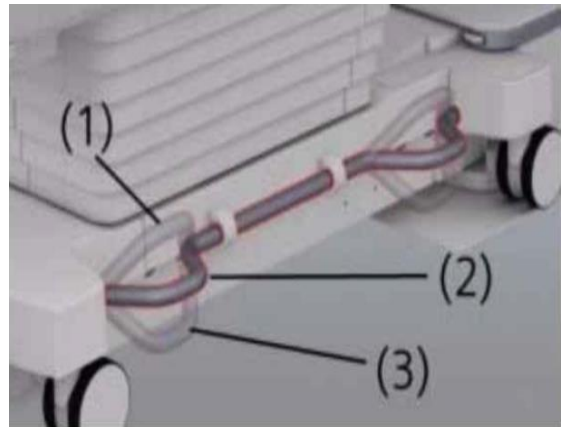
Undocking the Table Step 1 of 3




- **Only undock the table when it is in the home position (table completely out)**
- The side rails can be in any of the 3 positions (up, horizontal, down)
- NB the side rails must be down in order to be able to move the tabletop

Undocking the Table Step 2 of 3

- **The table brakes need to be disengaged, set table break position to 1 (Guiding wheel is lifted / deactivated)**
- NB position 2 (Guiding wheel is lifted / deactivated) will hinder extraction to prep room
- NB position 3 will engage the brakes



Undocking the Table Step 3 of 3



- Press the left pedal down fully to undock the table
- Pull the table away from the scanner until you are clear of the docking mechanism
- Move the table with the table handle at the foot end

Emergency Undocking Handle

- If the pedal does not work, the table can be undocked using the emergency undocking handle at the foot end (between the pedals).
- **Only use the emergency undocking handle when the table is in the home position (table completely out)**
- Release the brakes
- Pull the emergency undocking handle to undock the table
- The table can now be removed from the system

